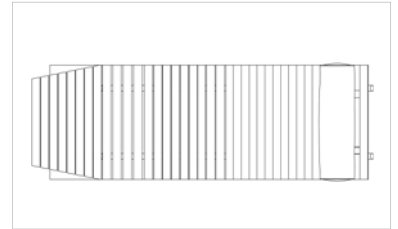
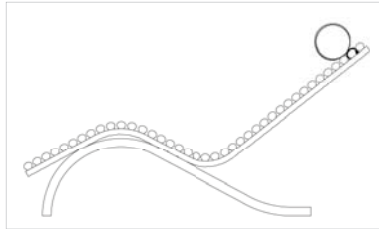
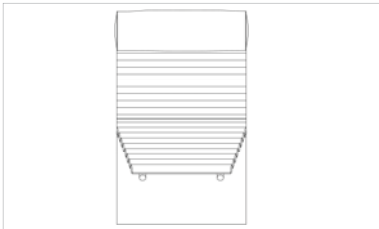




Balustrade Chaise



Walnut supports secured to brushed stainless steel curved rails. The base is curved in Makore, which is considered one of the most lustrous and beautiful of the mahogany wood family.

Woods and the leather/fabric options can be changed to incorporate customers own material.

Fabric required for headrest is 1 yard.

**Dimensions**

Height: 29" - 74cm  
 Width: 59" - 150cm  
 Depth: 20" - 50cm

**Finish Options:** Satin or High Gloss  
**Material Options:** Available in all woods and leather options  
**Leadtime:** 8 - 10 Weeks

**Other Remarks:** The Chaise is shipped assembled.